



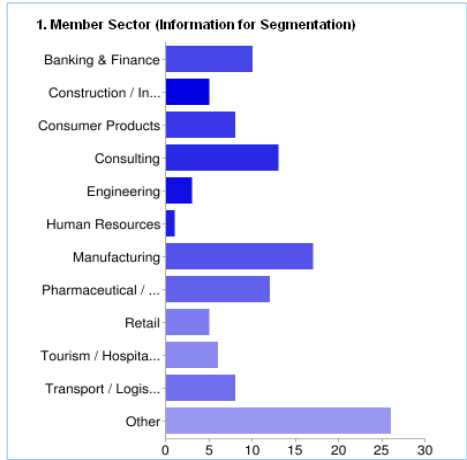
EuroCham Business Climate Index

Q1/2011

1. Member Sector

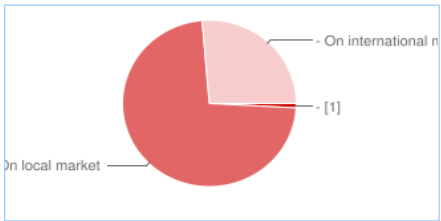
Other	23%
Manufacturing	15%
Pharmaceutical /	
Chemical	11%
Consulting	11%
Banking & Finance	9%
Transport / Logistics	7%
Consumer Products	7%
Tourism / Hospitality	5%
Retail	4%
Construction /	
Infrastructure	4%
Engineering	3%
Human Resources	1%

People may select more than one checkbox, so percentages may add up to more than 100%.



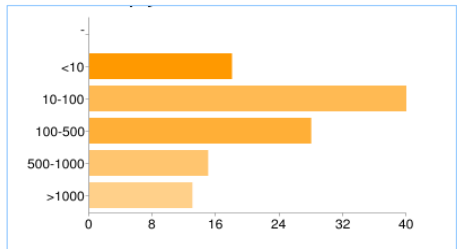
2. Market Focus

-	1%
On local market	73%
On international market	26%



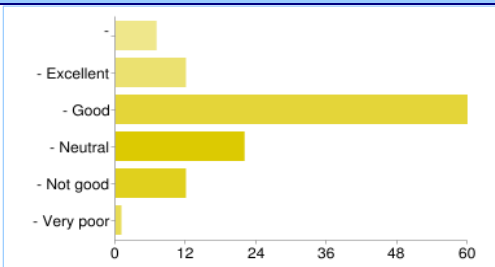
3. Number of Employees

-	0%
<10	16%
10-100	35%
100-500	25%
500-1000	13%
>1000	11%



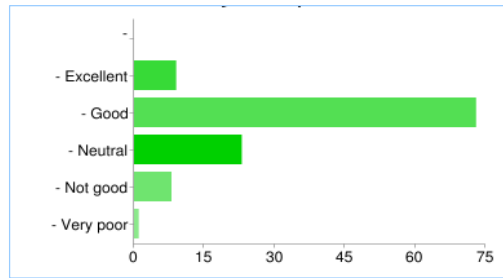
4. Current Business Situation of your Enterprise

-	6%
Excellent	11%
Good	53%
Neutral	19%
Not good	11%
Very Poor	1%



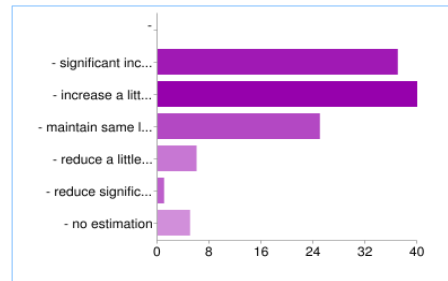
5. Business Outlook for your Enterprise

-	0%
Excellent	8%
Good	64%
Neutral	20%
Not good	7%
Very Poor	1%



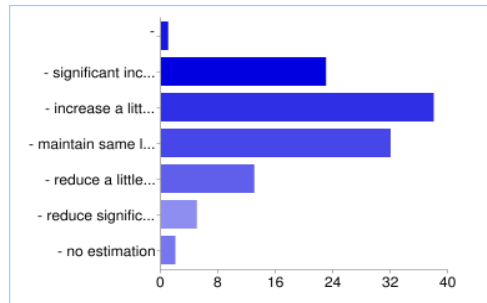
6. Investment Plans 2011

increase a little bit	35%
significant increase	32%
maintain same level	22%
reduce a little	5%
no estimation	4%
reduce significantly	1%
-	0%



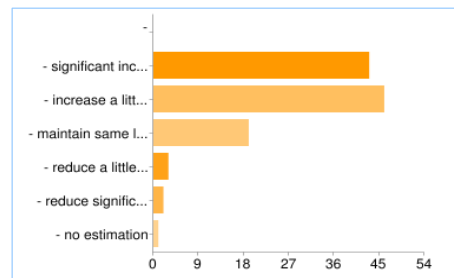
7. Expected Profit Margin Development in 2011

increase a little bit	33%
maintain same level	28%
significant increase	20%
reduce a little	11%
reduce significantly	4%
no estimation	2%
-	1%



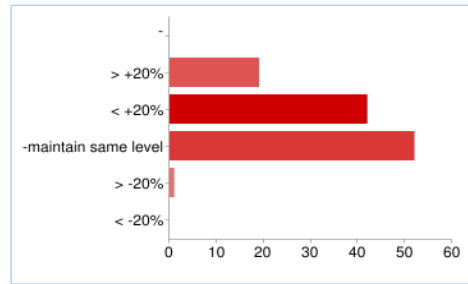
8. Turnover Development 2011

increase a little bit	40%
significant increase	38%
maintain same level	17%
reduce a little	3%
reduce significantly	2%
no estimation	1%
-	0%



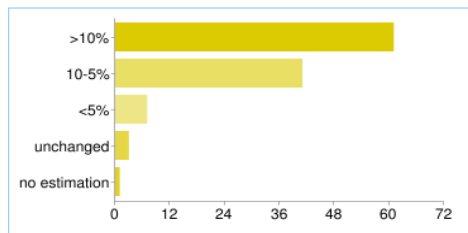
9. Recruitment Plans 2011

-	0%
> +20%	17%
< +20%	37%
maintain same level	46%
< -20%	1%
> -20%	0%



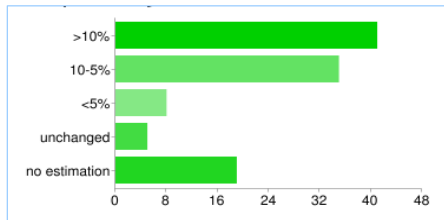
10. Expected Salary increase 2011 - Skilled Labor/Local

>10%	54%
10-5%	36%
<5%	6%
unchanged	3%
no estimation	1%



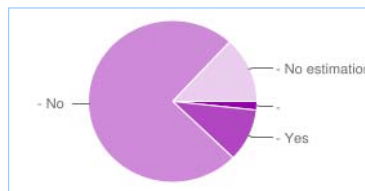
12. Expected Salary increase 2011 - Unskilled Labor

>10%	36%
10-5%	31%
<5%	7%
unchanged	4%
no estimation	17%



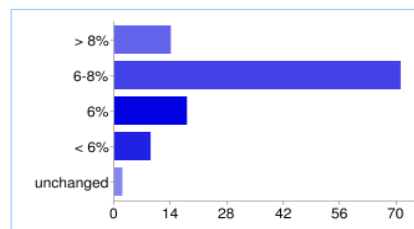
13. Are you expecting an increase in labor unrests/strikes in you business sector in Vietnam?

-	2%
Yes	11%
No	75%
no estimation	13%



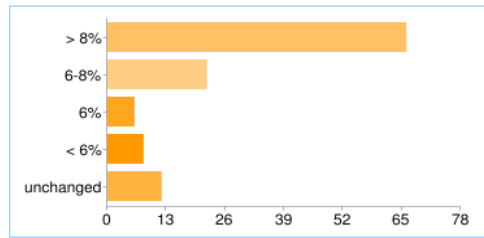
14. Expected Growth in 2011 - GDP Growth of the Vietnamese Economy:

>8%	12%
6-8%	62%
6%	16%
<6%	8%
unchanged	2%



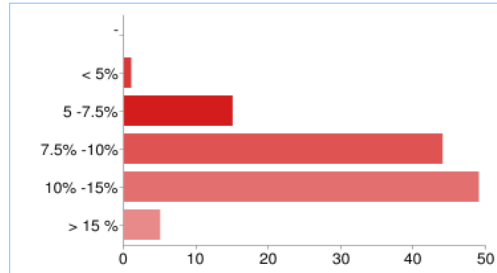
15. Expected Growth in 2011 - Growth of your Business sector in Vietnam:

>8%	58%
6-8%	19%
6%	5%
<6%	7%
unchanged	11%



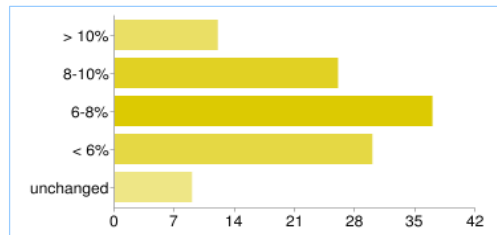
16. Expected inflation in Vietnam 2011

-	0%
<5%	1%
5 -7.5%	13%
7.5% -10%	39%
10% -15%	43%
> 15 %	4%



17. Expected VND Exchange Rate - By mid-2011

>10%	11%
8-10%	23%
6-8%	32%
< 6%	26%
unchanged	8%



17. Expected VND Exchange Rate - By the end of 2011

>10%	35%
8-10%	21%
6-8%	30%
< 6%	9%
unchanged	5%

