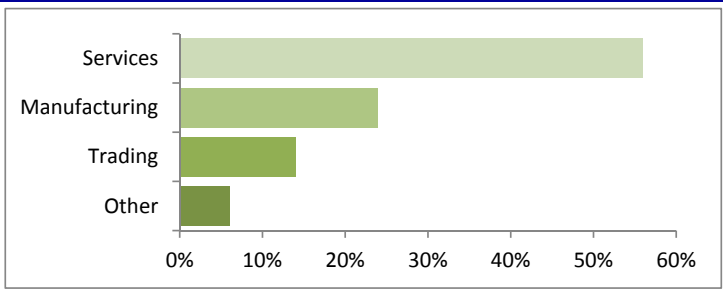


## EuroCham Business Climate Index Q3/2013

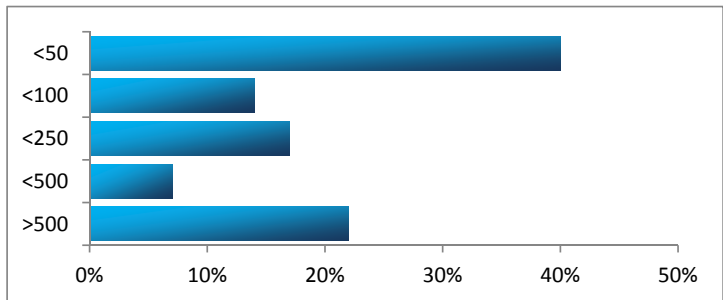
### 1. Member Sector

Other	6%
Trading	14%
Manufacturing	24%
Services	56%



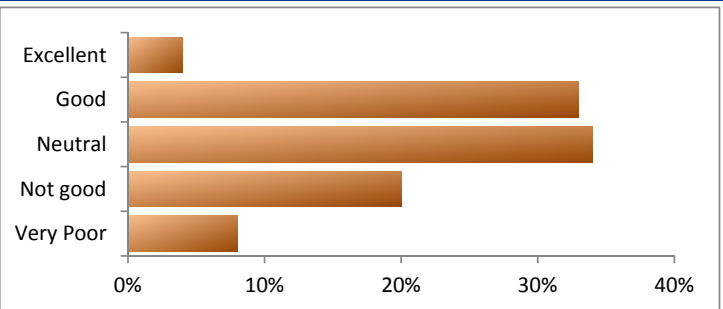
### 2. Number of Employees

<50	40%
<100	14%
<250	17%
<500	7%
>500	22%



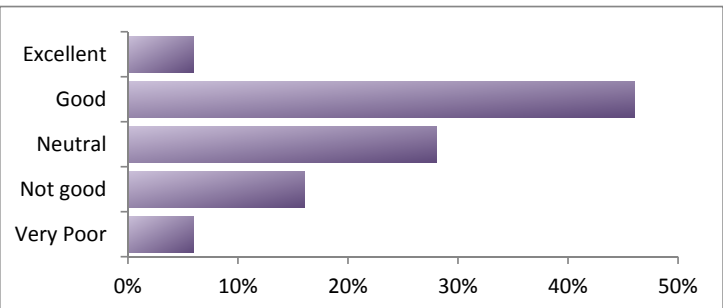
### 3. Current Business Situation of your Enterprise

Excellent	4%
Good	33%
Neutral	34%
Not good	20%
Very Poor	8%



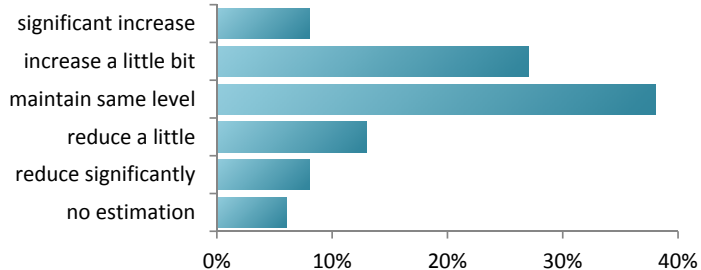
### 4. Business Outlook for your Enterprise

Excellent	6%
Good	46%
Neutral	28%
Not good	16%
Very Poor	6%



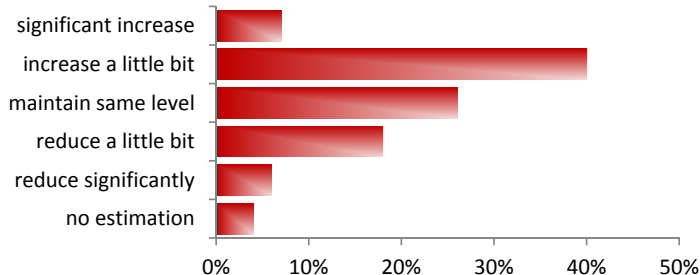
### 5. Investment Plans 2013

significant increase	8%
increase a little bit	27%
maintain same level	38%
reduce a little	13%
reduce significantly	8%
no estimation	6%



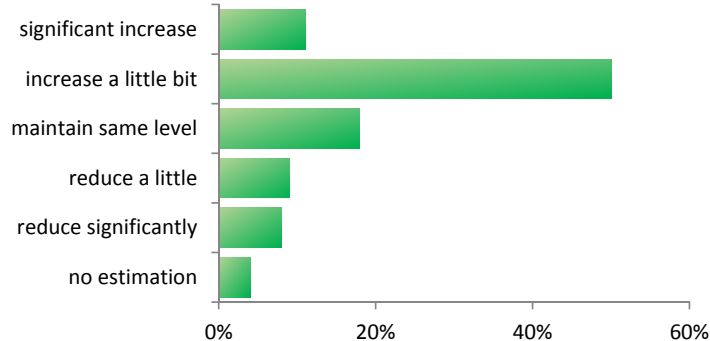
### 6. Headcount development 2013

significant increase	7%
increase a little bit	40%
maintain same level	26%
reduce a little bit	18%
reduce significantly	6%
no estimation	4%



### 7. Expected number of Orders/Revenue in the medium-term

significant increase	11%
increase a little bit	50%
maintain same level	18%
reduce a little	9%
reduce significantly	8%
no estimation	4%

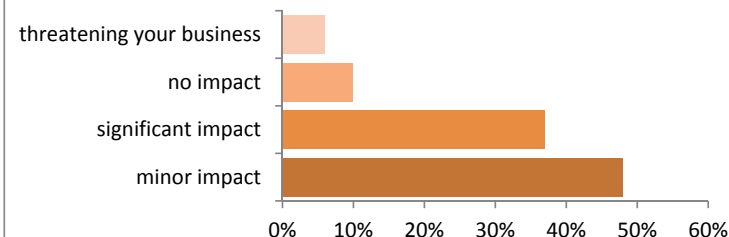


### 8. Expected % of VND depreciation

**Average value of all answers received: 5.94%**

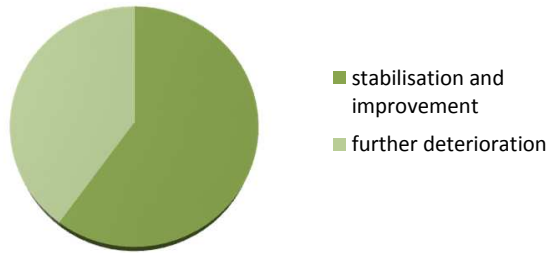
### 9. Will inflation have an impact on your business in Vietnam in the medium-term?

no impact	10%
minor impact	48%
significant impact	37%
threatening your business	6%



### 10. How do you assess the Macroeconomic outlook for Vietnam?

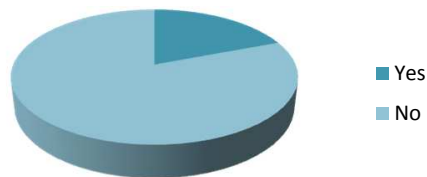
stabilisation and improverer	60%
further deterioration	40%



## Additional Questions

### A. Have you in the past 6 months considered shifting your company to another country in ASEAN?

Yes	19%
No	80%



### B. How do you rank Vietnam as a business destination compared to other ASEAN countries? Vietnam is...

among the best	6%
better than average	12%
average	37%
below average	32%
among the worst	13%

